

LUCA 360



DESIGN FEATURES

MONO BLOCK CONSTRUCTION

360° ROTATING CUTTING HEAD

TILTING HEAD FOR MITRE CUTS

LASER CUTTING GUIDE

PENDANT CONTROL STATION

AUTOMATIC REPEAT CUTS

TILTING TABLE FOR EASE OF LOADING AND UNLOADING



Farnese Australia was founded in 2000 by the Farnese family, whose members have decades of combined professional experience and expertise in both the global stone industry and the local stone machinery manufacturing industry. We are the only designer and manufacturer of stone fabrication machinery in Australia and our machines have found homes throughout Australia, New Zealand, the United States, the United Kingdom, and Vietnam.

With over 20 years of experience in the stone industry, the team at Farnese have the experience it takes to design, install and maintain the equipment needed in your industry.

The **LUCA 360** is a 4 axis bridge saw, designed and built for those who require accuracy and versatility, at an affordable price. The Luca 360 features monoblock construction and consists of one main beam (the bridge), travelling on two side rails.

The monoblock construction allows for very easy installation.

A pendant station allows for control of the saw. Four movements (X,Y,Z and Rotation) are controlled by a PLC (Programmable Logic Control) system. The machine has a homing system that allows the operator to send the cutting blade to the home position, away from the working area, at the touch of a button.



As a step up from entry level bridge saws, the Luca 360 sees the addition of a 360° rotating cutting head, eliminating the need for a rotating table. This in itself is a great time saving feature and increases efficiency, as an operator can simply rotate the head to 90° instead of rotating the table.

The movement of the cutting head on the bridge (X axis - Cross Travel) is motorised and equipped with an electronic speed controller. This enables the machine to cut at various speeds, depending on the thickness and hardness of the material being processed.

The up and down movement of the cutting head (Z axis) is also motorised, allowing quick and easy adjustment of the blade's level. The cutting head also allows for pneumatic tilting of the blade to 45° in order to facilitate the cutting of mitres.



The Luca 360 is also fitted with a programmable, electronic measuring system that measures the front to back movement (Y axis - Long Travel) of the bridge over the side rails. As the operator moves the bridge in and out, the display shows the distance travelled and it can easily be cleared to zero at the touch of a button.

CUTTING MODES

From the main menu, the operator has a choice of manual or automatic mode.

The standard automatic mode allows the operator to program and execute multiple cuts of predetermined widths, up to a maximum of 9 different cuts. Each of these individual cuts can be repeated up to 99 times.

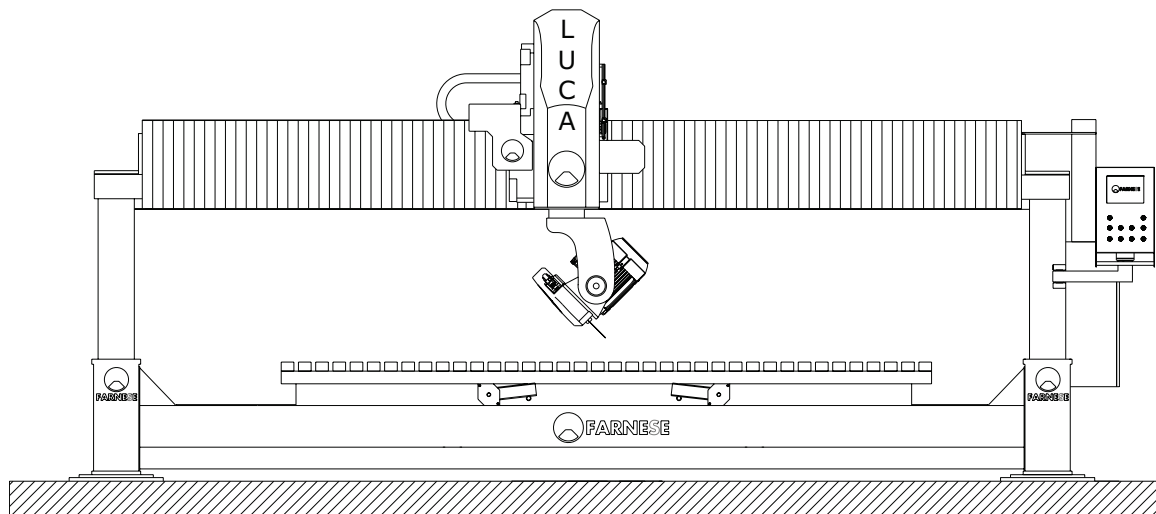
Once the start button is pressed, the machine will execute the cuts at the desired speed. The software will automatically calculate and add the thickness of the blade at each programmed movement.

In manual mode, the operator can see the position of the blade at any time with the aid of a laser cutting guide and move the bridge in and out at will. The operator can also enter a single measurement, press IN or OUT, and the cutting head will move and stop at the desired position. A press of the START button will begin the cutting process at the programmed speed. Once complete, the cutting head will move up and return to its leftmost limit.



The table also has the capability to tilt from 0° to 80° to facilitate the easy loading and unloading of slabs. The tilting function is powered by a set of heavy duty hydraulic pistons.

LUCA 360 BRIDGE SAW

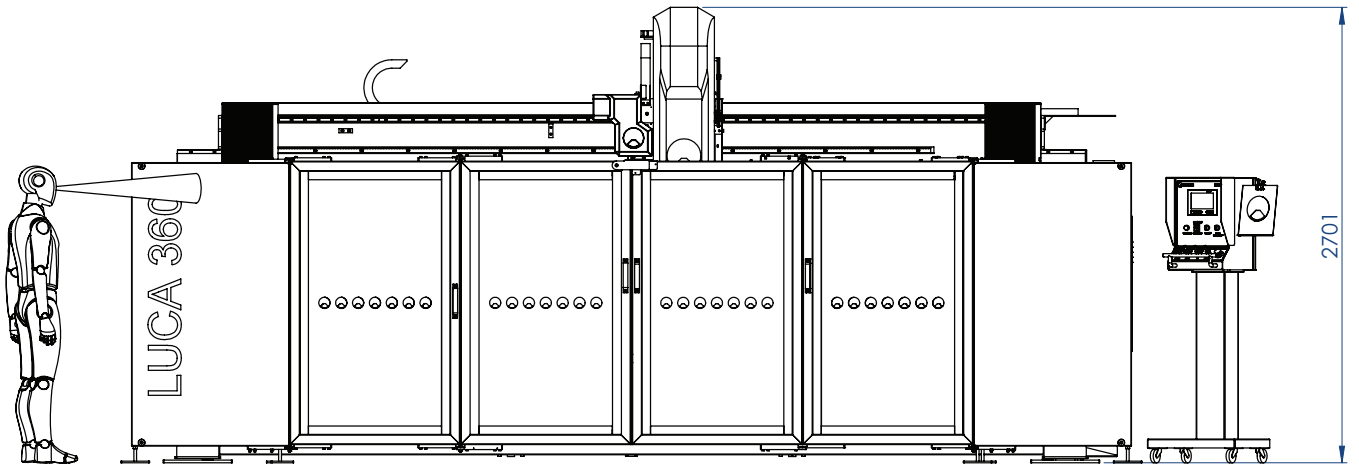
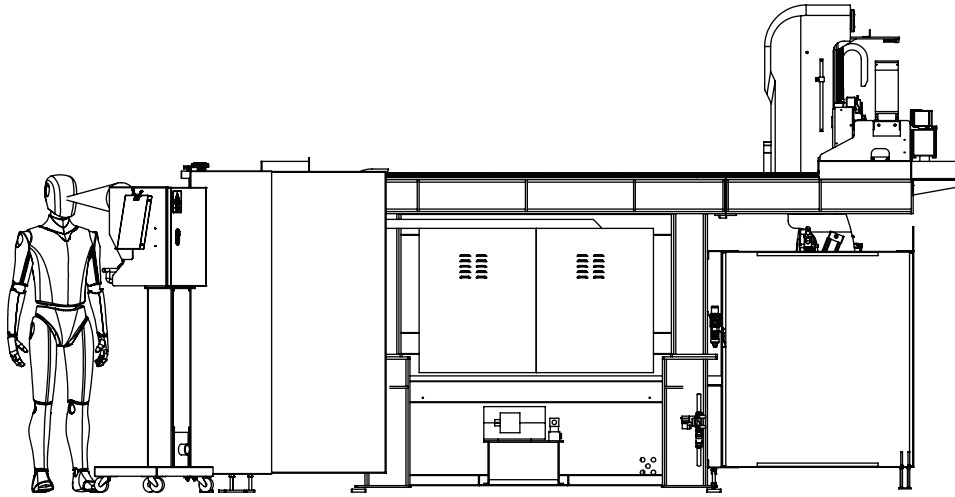


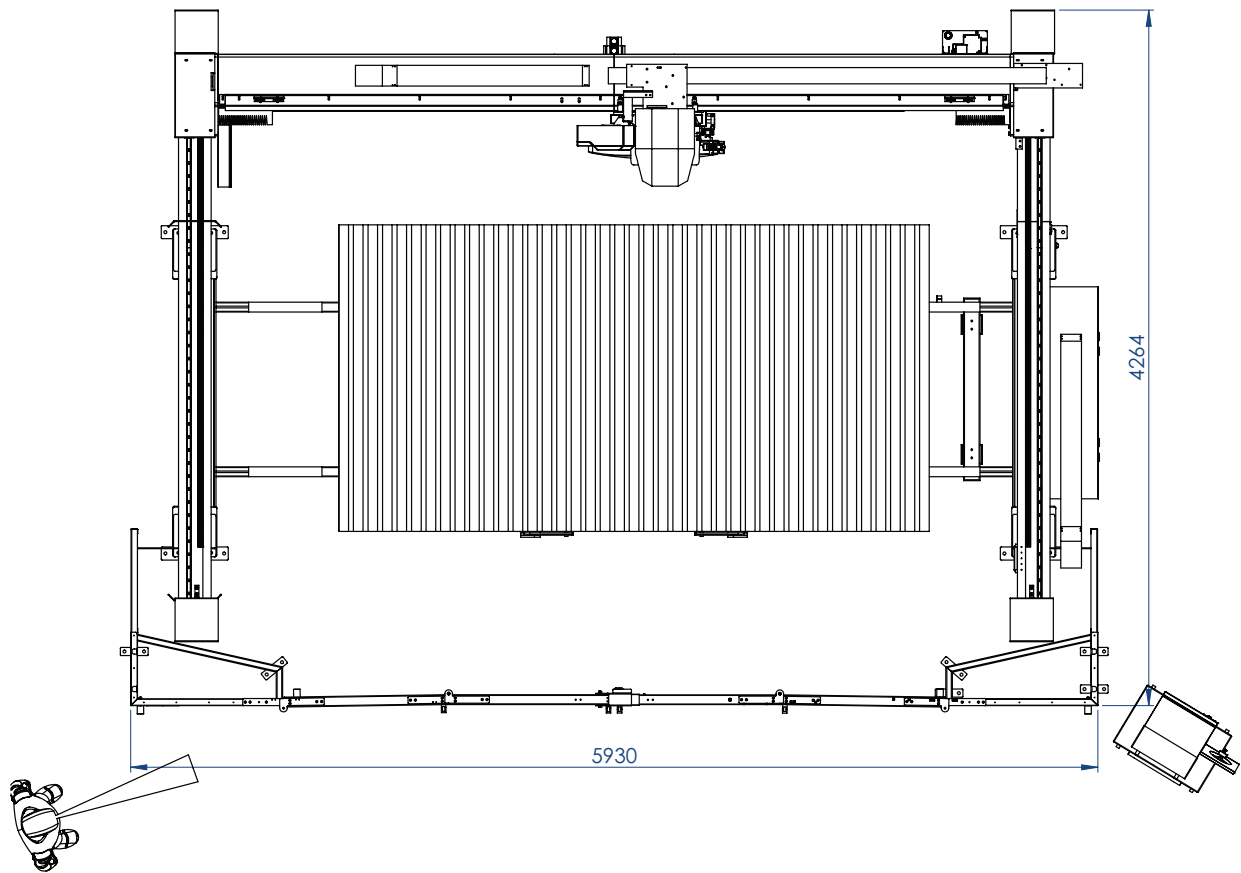
TECHNICAL SPECIFICATIONS

DIMENSIONS OF INSTALLED MACHINE	METRIC	IMPERIAL
LENGTH	5850 mm	230.3 in
WIDTH	4300 mm	169.3 in
HEIGHT	2600 mm	102.4 in
WEIGHT	3000 kg	6600 lb
TABLE		
LENGTH	3600 mm	141.7 in
WIDTH	1800 mm	70.9 in
HEIGHT	660 mm	26.0 in
ROTATION	NO	NO
TILT	YES	YES
FEATURES & FEEDS		
X STROKE (CROSS TRAVEL STROKE)	3800 mm	149.6 in
Y STROKE (LONG TRAVEL STROKE)	2700 mm	106.3 in
Z STROKE (HEAD UP AND DOWN)	300 mm	11.8 in
BLADE DIAMETER (RECOMMENDED)	450 mm	18 in
BLADE DIAMETER (MAX)	550 mm	22 in
BLADE SHAFT DIAMETER	60 mm	2.36 in
BLADE TILT	0 - 45°	0 - 45°
HEAD ROTATION	0 - 360°	0 - 360°
AUTOMATIC LUBRICATION	YES	YES
LASER CUTTING GUIDE	YES	YES
MAIN SPINDLE POWER	11 kW	20 hp
MAIN SPINDLE SPEED	1440 rpm	1720 rpm
POWER REQUIRED	400v 3ph 50Hz	208v 3ph 60Hz
	32A+ Neutral	50A
CONNECTIONS REQUIRED (SUPPLIED BY CUSTOMER) POWER, WATER, COMPRESSED AIR		
TOOLING CONSULT YOUR LOCAL FARNESE DEALER FOR ANY TOOLING REQUIRED		

Owing to the constant updating of our designs, descriptions and technical data shown in our drawings and folders are not binding. Possible alterations deemed by the makers as convenient will be effected at any time without previous notice.

5 Heald Road, Ingleburn NSW 2565 Australia
 ABN: 47 057 462 629 • ACN: 057 462 629
 Phone: 1300 075 678 • www.farnese.com.au





We Know That Support Is Important To You

Buying a new machine is a big commitment for anyone, and continued support throughout the life of that machine is vital.

Being an Australian company, Farnese carry a vast array of parts here in Australia to ensure that your machine always has the spares it needs. Enjoy peace of mind knowing that you'll be fully supported by Farnese and we'll always have you covered.

Farnese customers don't need to experience unnecessary machinery downtime waiting for remote assistance from other countries, as all the support and remote assistance is provided locally in Australia from our own qualified Technicians in Australian time.

With more Service Technicians in Australia than any of our competitors, our mission here at Farnese is to give you the best support in the industry. As we grow, we continue to recruit more and more qualified technicians, to further strengthen our position in the Stone Industry.